

**Empower yourself with WebAnalyser. Quality data
puts you in control of your energy efficiency.**

We launched WebAnalyser in 2015 as part of our commitment to connect metering, energy data and network services for Britain's utilities market - helping businesses to reach their Net Zero goals.

WebAnalyser is one of the leading data services in the UK. It allows you to:

- ✓ review your gas, electricity and water usage
- ✓ save money on your utility costs
- ✓ produce tailored reports
- ✓ help in your company's environmental commitment
- ✓ review data online, anywhere, anytime and on any device
- ✓ help you reach your Net Zero goals
- ✓ save hours of administration time
- ✓ better understand your energy usage
- ✓ track associated costs.



How WebAnalyser works

Developed by leading software company EnegyLogix, WebAnalyser captures data from gas, electricity and water meters via AMR (automated meter reading) technology. It brings all this energy data together in one place to validate and analyse it, and identifies cost and energy saving measures. You can also include your energy bills*.

Your data, your choice

Choose the data you want see, how, where and when you see it.

Dashboard mode

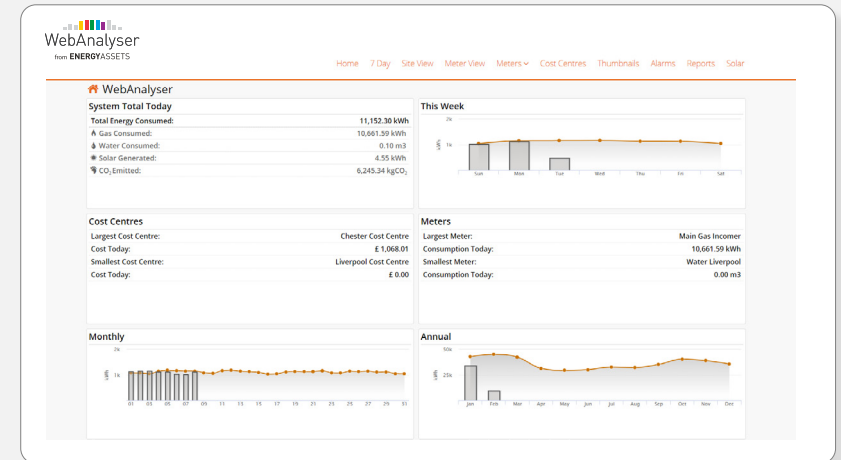
Ideal for quick analysis. Get a brief snapshot of your data and headline figures for energy consumption, carbon dioxide emissions, key performance indicators and more.

Admin mode

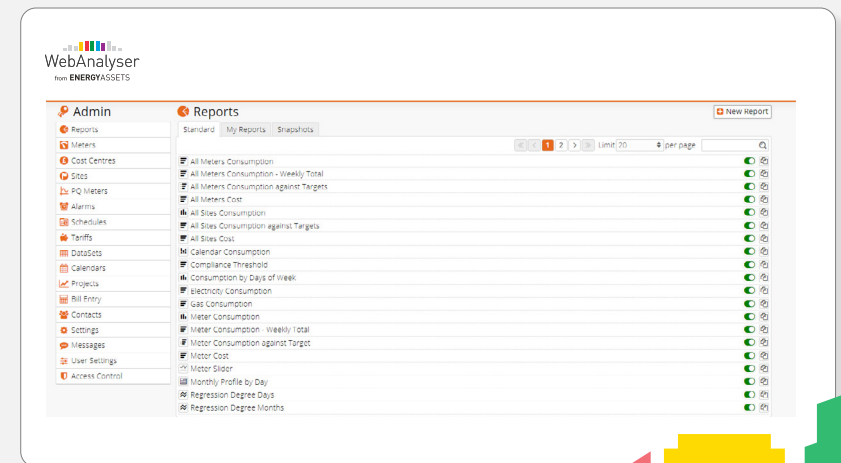
Drill further into your data with an in-depth analysis.

View your data online anytime, anywhere and on any device with our secure log-in system.

Access WebAnalyser on any device across Apple, Android or Microsoft.



Dashboard mode



Admin mode



You're in control

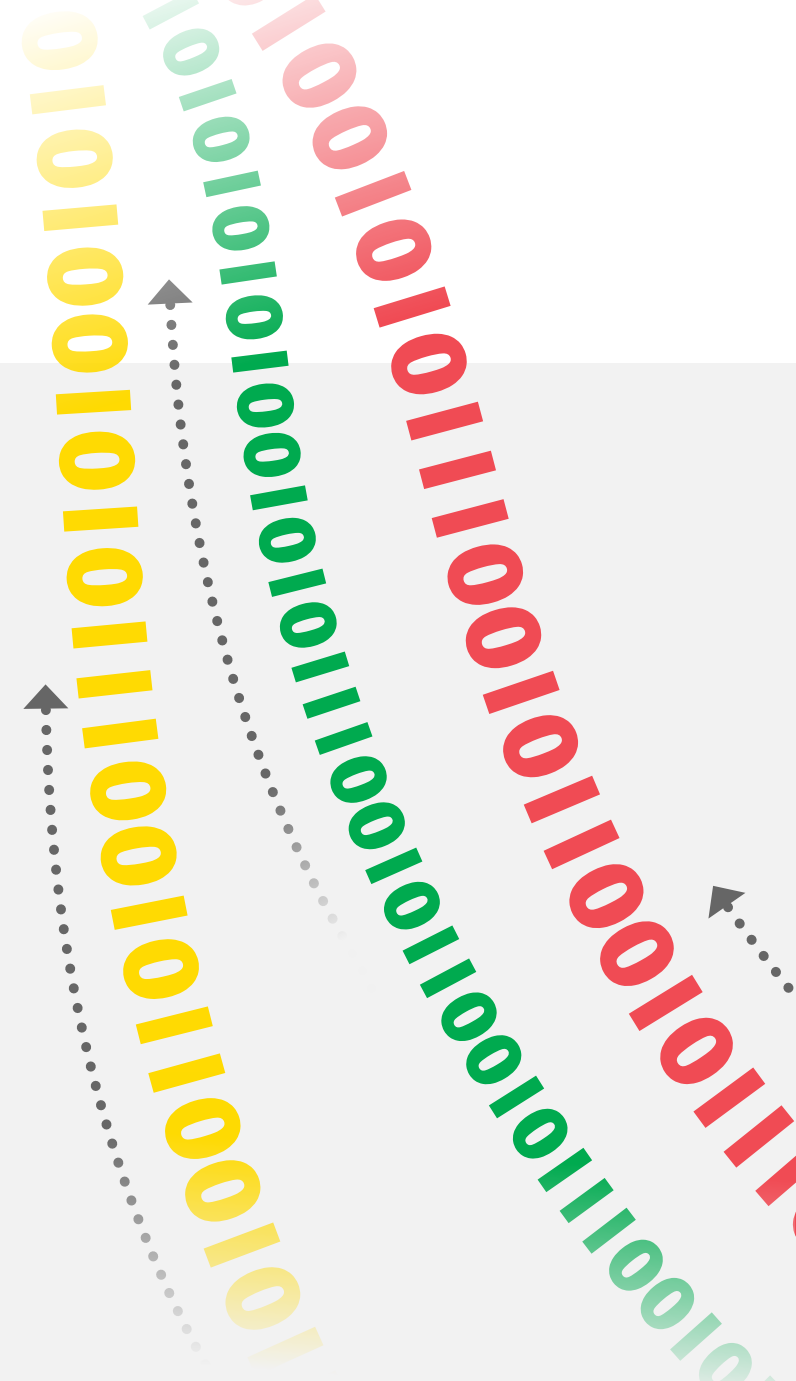
View your data your way. Save hours of admin with customisable reports and dashboards.

WebAnalyser gives you the power to:

- identify potential energy savings
- run more efficiently
- make reporting easy
- monitor system and asset performance
- report on consumption and cost.

Your data, your way:

- understand data over peak usage points with over day+1 viewing
- export your data for reviewing, analysis and sharing.



Don't just take our word for it

WebAnalyser is an automatic monitoring and targeting (aM&T) system. **The UK Government's Department for Business Energy and Industrial Strategy (BEIS)** state that aM&T equipment enables businesses to:

- identify ways to reduce energy costs
- pinpoint energy wastage
- be made aware of instances of exceptionally high energy consumption
- put in place robust and long-term energy management practices.

Potential benefits of aM&T systems according to BEIS:

- ✓ **no human error:** no (or minimal) human intervention
- ✓ **reliability:** systems can run uninterrupted for years
- ✓ **automatic analysis:** data will be analysed for you
- ✓ **automatic reporting:** reports can be generated at set periods and distributed to relevant personnel
- ✓ **exception reporting:** any exception or changes from the norm will produce a report or message, allowing you to act quickly
- ✓ **efficient billing and use of staff time:** it can integrate with Electronic Data Interchange (EDI) and link to billing/accounting systems, meaning no need to key in data - freeing up staff time - and bills are paid on time and easily viewable.

WebAnalyser is estimated to help you identify
usage savings of

4-20%

average costs savings of

10-15%

Support your financial and sustainability plans



Real-time reporting

Set up your own reporting or use preset formats. For example, you can:

- get access to carbon emission to easily report your annual carbon footprint or for mandatory government legislation
- compare locations over any timeframe
- create league tables across your sites – see which locations could improve usage
- get functionality alerts
- create landlord/tenant billing reports*
- export reports to Microsoft Excel.

You can also create scheduled reports that are regularly sent out. For example, the previous month's data could be sent to multiple people at the beginning of each month.



Building comparison

Compare energy usage week-on-week to identify any differences. If you have multiple sites, WebAnalyser compares sites of similar sizes, allowing you to easily compare their usage.

You can compare a number of KPIs for multisite locations, e.g. cost per square metre or per employee.



Calendar

Carry out a variety of reporting with a flexible, non-standard calendar that can be configured in a number of different ways.

Different configurations allow reporting to reflect things such as open/closed hours, shift rotas or morning/afternoon/evening.





Environment

WebAnalyser has a number of environmental functions to help you review your location's surroundings and the impact on energy usage. View data for:

- current location temperature
- daylight location
- location temperature across the UK
- solar panels.



Access controls

Determine what information is available to view for each member of staff. For example, staff could be restricted to seeing company data only from their region.



Easy visual comparisons

View data set over different time periods, e.g. by comparing the current Week/Month/Year to the previous one.

Performance percentages let you know how you're doing compared to the previous Week/Month/Year.

Easily compare different sites to one another.



Benchmarking

Set realistic targets for energy reduction and evaluate your performance against those targets. A useful tool for Energy Managers.



Alarm function

Get exception reports, such as alerts for when energy consumption exceeds or falls below a specified level, or when consumption occurs out of hours.



How we help you

We'll help you maximise WebAnalyser's features to save money, reduce energy usage and streamline your energy administration.

Support that suits you

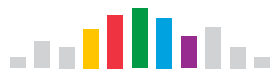
Our dedicated team will show you how WebAnalyser can best help you. Or, we can get you started with a guide that gives an overview of all the features included. It's up to you.

Why us?

We're a premier multi-utility metering business that provides asset management and network construction to both the public and private sectors.

Our groundbreaking technologies, data analytics and customer-focussed processes allow us to help you improve your energy efficiency and save money.

Request a **free**, no obligation demonstration



WebAnalyser
from ENERGYASSETS

Call

01506 405405

or visit

energyassets.co.uk/service/webanalyser

Summary



Join WebAnalyser customers monitoring their usage nationwide since 2015.



Feel secure using a company that's accredited in ISO 27001 for Information Security Management Systems.



Get up to 48 data readings a day from each meter across electricity, gas and water.



Identify estimated usage savings of 4-20% and average costs savings of 10-15%.

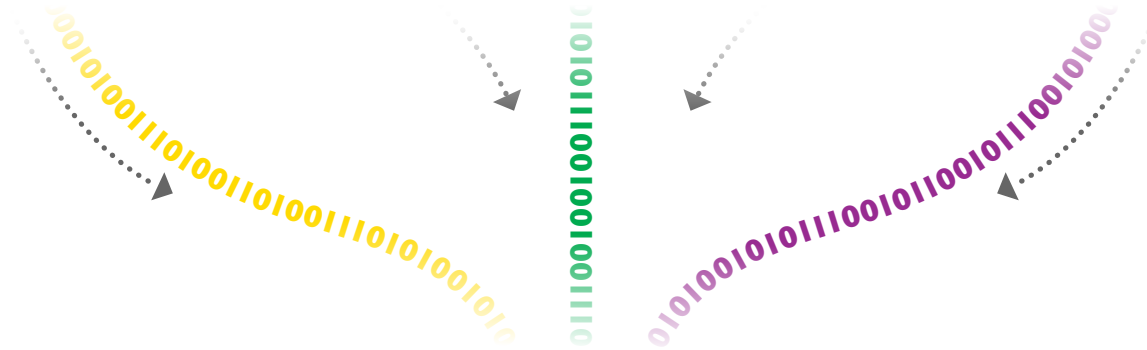


Create tailored reports for your energy needs or use preset standard reports.



Get peace of mind with a UK company with a 19-year proven track record in metering services, asset management and utility network construction.





WebAnalyser

from **ENERGYASSETS**

Request a free, no obligation demonstration, call:

 **01506 405405**

*Additional set-up charges may occur.
All information correct at the time of production



energyassets.co.uk/service/webanalyser



ENERGYASSETS